


*James Schramko here from SuperFastBusiness.com with a review news.*

In this episode, we're going to go to a screencast where I am going to walk you through the latest experiment with a new tool that I absolutely love. Today's review is a brand new product called [LeadPages](#), it's by my good buddy Clay Collins who I've had the pleasure of interviewing several times after getting access to his amazing other product called LeadPlayer which you're probably looking at if you're watching this video on SuperFastBusiness.com.



### Capture more leads

### Meeting with Clay Collins

Now I've had a good chance to catch up with Clay Collins in real life when I visited San Francisco. We spent hours talking about software, business, and customer service, and I just really like Clay Collins. I like what he does but when you see LeadPages, you will like him too. It is the most amazing software for setting up Lead capture pages. There are so many options but rather than tell you all about it I would like to show you my first experiment and there will be a follow up video to this where I'll actually share my results, so head off to this Screencast now, I'm going to show you the LeadPage I've set up to test out the system.

### LeadPages tutorial

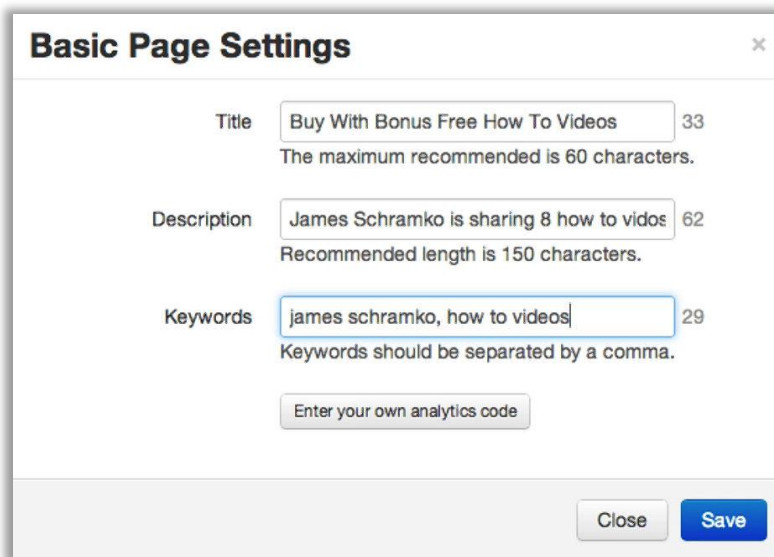
James here, I'm going to talk you through a new LeadPages page that I built for [BuyWithBonus.com](#) and it's a pretty cool page.

If you want to see it you can go to [BuyWithBonus.com/free](#) and you will actually see this example, but I'm going to talk you through some of the elements.



### Headline

First thing is the headline here, "Grab 8 FREE How To Videos" so that's all controllable in the LeadPages module.



### Basic page settings

Also the title for the page is "BuyWithBonus Free How To Videos" so you can control the page title, and also you can put a unique description and Google Analytics so they're all in this page.

This is where it gets cool, I'm using a Wistia player here but I could easily use a YouTube embed. I'm using Wistia because at the end of the video it allows me to have a really good call to action pointing people to the email which I'll show you.



### Turning off auto display

Also I've set it to auto play and I've turned off this bar off from auto display so it looks nice and clean and it's very fast playing. Also, when people load up the page for the first time it's got a big yellow play button here but it does auto play anyway.



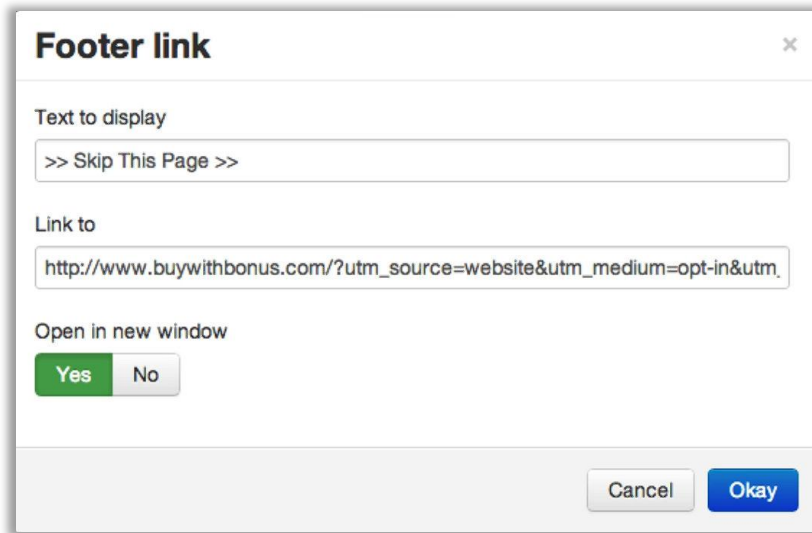
### Fade in bar

Now this bar here fades in after a few seconds, so when it first loads you just get the video and then this bar pops in. Now a couple of elements, I've got here just the email field, I don't need anything else. The continue button is in nice big caps and it's awesome.



### Continue button

Underneath the video I've got a "Skip This Page" and you can see that I've actually got the Google Analytics tracking URL here that will take people to the home page but it will open in a new window. And it will also put the little note in analytics that someone skipped this page.



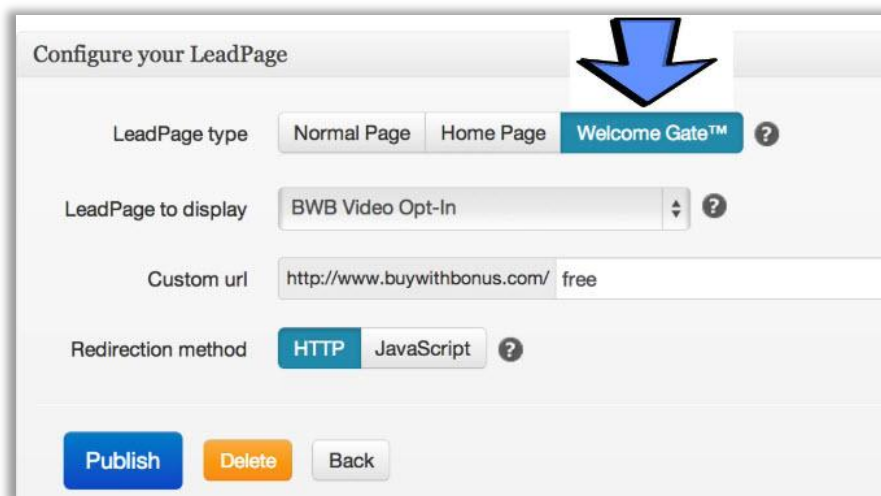
**Footer link** [X]

Text to display

Link to

Open in new window  
 Yes  No

### Footer Link



Configure your LeadPage

LeadPage type:  Normal Page  Home Page  **Welcome Gate™** ?

LeadPage to display:  ?

Custom url:

Redirection method:  HTTP  JavaScript ?

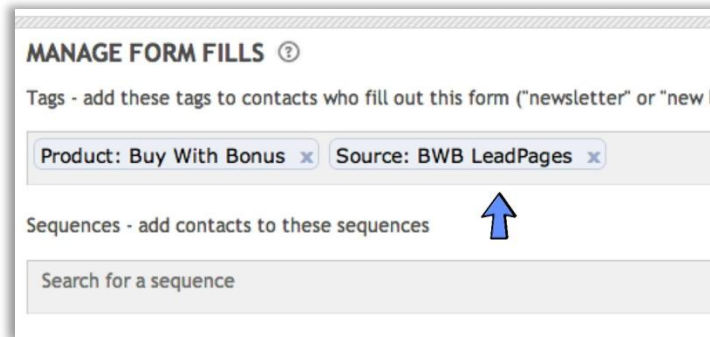
### Welcome Gate set up

Now I've set this as a welcome gate which means that everyone visiting BuyWithBonus.com for the first time since I installed this will see the video, but then they won't see it the next time they come. I've also put a link to this video in the BuyWithBonus LeadPlayer review so that people can see it operating.



## Linked to LeadPages

One of the cool things that I've done is where I've actually put the email thing here, when someone enters their details I've set my OfficeAutoPilot integration to track the source of this opt-in as a LeadPages opt-in from my welcome gate so that I can actually tell the difference between the opt-ins from this versus the opt-ins in the sidebar form on the BuyWithBonus site so I think this is just fantastic.



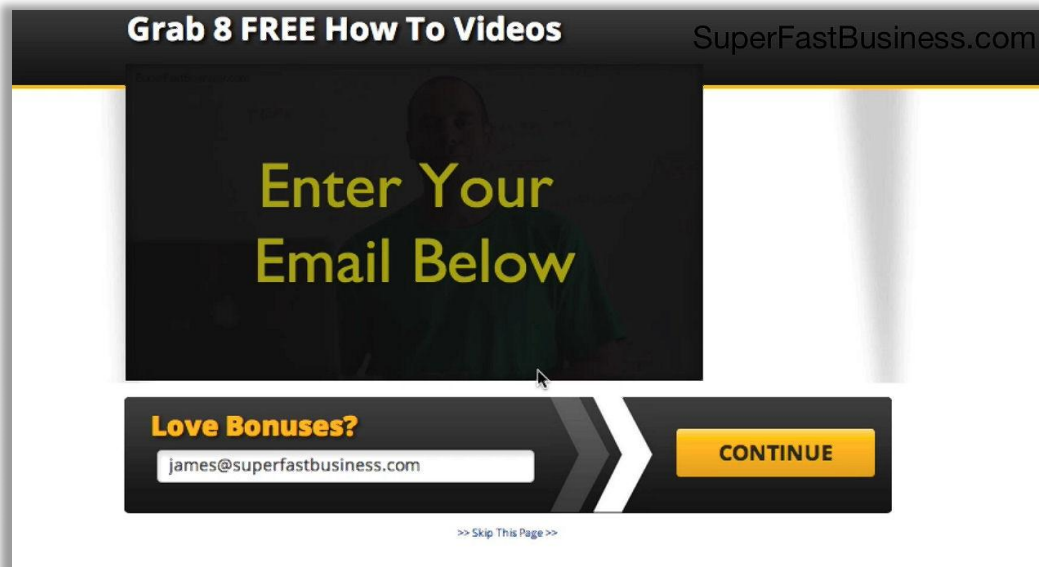
## Form fill manager

I'm now going to show you the end call to action. By the way, in this little video I've got a little bit of cool stuff here, the scrolling thing, I'll play some for you. (From end CTA of the internal video) "Instantly boost your business. Watch these videos and put them into play to see things change dramatically. And all you have to do to grab these videos is, enter your email address just below here. I just need your email address, I'll send you these videos and as a bonus I'll continue to send you some really good high quality training videos each week, so it's all absolutely free. Enter your email below this video and I'll rush these videos to you right now".



Images scrolling in video

And then I've got this call to action "Enter Your Email Below". It's in a similar sort of yellow and that's it.



Welcome video CTA

I'm now tracking this and I'll come back to you with statistics and update version on how this is performing. But I've got to say, I absolutely love the ease of use of LeadPages. I think it is

fantastic because it is served up on the cloud, but pulling it into my site with a WordPress plugin is super simple and it gives me a powerful choice of where I want to show this. Whether it's the home page, whether it is a stand-alone page or whether it shows to new visitors, which is the way that I'm going to run with this particular one.

You'll see me using this a lot more in my business. For webinar registrations, for a free giveaway from SuperFastBusiness, and I'll be putting it on my podcast sites. Big fan, well done Clay Collins, I give this 2 thumbs up.

Alright, so I hope you really enjoyed that review. I suggest you check out LeadPages, there's a link right near this video. We also have a bonus available perhaps you could go on and pick up one of my products for free if you [buy LeadPages through my link](#). I recommend you get the biggest, longest subscription you can, I think there's a 40% discount so check it out.

For more highly informative reviews like this and other business tips and news, subscribe to our mailing list or check back frequently.

*Sponsored by:*



[www.BuyWithBonus.com](http://www.BuyWithBonus.com)